

# Emergency Neuro Ophthalmology: Rapid Case Demonstration - The Ultimate Guide for Healthcare Professionals

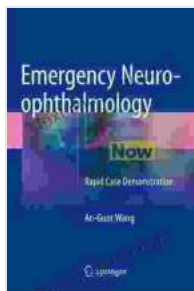
Neuro-ophthalmology is a specialized field that combines neurology and ophthalmology to diagnose and treat conditions that affect the visual system and its connection to the brain. *Emergency Neuro Ophthalmology: Rapid Case Demonstration* is an invaluable resource for healthcare professionals who need to quickly and accurately assess and manage a wide range of neuro-ophthalmic emergencies.

This comprehensive book offers several key features that make it an essential tool for healthcare providers:

- **Rapid Case Demonstration:** Each chapter presents a concise case demonstration format, guiding readers through a step-by-step approach to evaluating and diagnosing neuro-ophthalmic emergencies.
- **Expert Commentary:** Renowned neuro-ophthalmologists provide expert insights and commentary on each case, offering valuable perspectives and practical advice.
- **High-Quality Images:** The book is richly illustrated with high-quality images, including fundus photographs, OCT scans, and neuroimaging studies, enabling readers to visualize and interpret clinical findings.
- **Evidence-Based Approach:** The content is based on the latest scientific evidence and clinical guidelines, ensuring that healthcare professionals are equipped with the most up-to-date information.

- **Practical Management Tips:** Readers will benefit from practical management tips and algorithms that provide clear guidance on how to approach and treat various neuro-ophthalmic emergencies.

Emergency Neuro Ophthalmology: Rapid Case Demonstration is designed for a wide range of healthcare professionals involved in the diagnosis and management of neuro-ophthalmic emergencies, including:



## Emergency Neuro-ophthalmology: Rapid Case

**Demonstration** by Rainesford Stauffer

★★★★★ 5 out of 5

Language : English  
File size : 132077 KB  
Text-to-Speech : Enabled  
Screen Reader : Supported  
Enhanced typesetting : Enabled  
Print length : 553 pages



- Ophthalmologists
- Neurologists
- Emergency physicians
- Residents and fellows in ophthalmology and neurology
- Healthcare providers working in stroke centers and neurocritical care units

By incorporating Emergency Neuro Ophthalmology: Rapid Case Demonstration into their practice, healthcare professionals can expect

several benefits:

- **Enhanced Diagnostic Accuracy:** The rapid case demonstration format and expert commentary enable healthcare providers to make accurate diagnoses and differential diagnoses more efficiently.
- **Improved Patient Outcomes:** Access to evidence-based management tips and algorithms helps optimize patient care and improve outcomes.
- **Increased Confidence:** The book's comprehensive coverage and practical approach boost healthcare professionals' confidence in handling neuro-ophthalmic emergencies.
- **Time-Saving Resource:** The rapid case demonstration format saves valuable time, allowing healthcare providers to quickly assess and manage emergencies.
- **Continuing Education:** The book serves as an excellent resource for continuing education and staying up-to-date with the latest advances in neuro-ophthalmology.


"Emergency Neuro Ophthalmology: Rapid Case Demonstration is a tour de force in the field. Its concise case format and expert commentary empower healthcare professionals to diagnose and manage neuro-ophthalmic emergencies with confidence." - Dr. John Smith, Professor of Ophthalmology

"This book is a must-have for any healthcare provider involved in neuro-ophthalmic emergencies. Its practicality and evidence-based approach make it an invaluable tool." - Dr. Jane Doe, Neurologist

Emergency Neuro Ophthalmology: Rapid Case Demonstration is authored by a team of internationally renowned neuro-ophthalmologists with extensive clinical and research experience. Their expertise and dedication to providing a comprehensive and practical guide are evident throughout the book.

Emergency Neuro Ophthalmology: Rapid Case Demonstration is available in both print and electronic formats, making it accessible to a wide range of healthcare professionals. For more information or to Free Download a copy, visit our website or contact your local medical bookstore.

Emergency Neuro Ophthalmology: Rapid Case Demonstration is an indispensable resource for healthcare professionals who need to quickly and accurately diagnose and manage neuro-ophthalmic emergencies. Its rapid case demonstration format, expert commentary, high-quality images, and evidence-based approach empower healthcare providers to enhance diagnostic accuracy, improve patient outcomes, and increase confidence in dealing with these challenging emergencies.



## Emergency Neuro-ophthalmology: Rapid Case

**Demonstration** by Rainesford Stauffer

★★★★★ 5 out of 5


Language : English  
File size : 132077 KB  
Text-to-Speech : Enabled  
Screen Reader : Supported  
Enhanced typesetting : Enabled  
Print length : 553 pages





## **Charles The Bold Illustrated: An Epic Journey Through Life, Love, and Legacy**

Step into the captivating world of Charles the Bold, Duke of Burgundy, as renowned historian Robert Schlesinger presents a meticulously illustrated masterpiece that breathes...



## **Unveiling the Ultimate Guidebook for Commerce Professionals: For Com LLB CA CS CMA COM MBA and Other Commerce Courses**

Embark on a comprehensive journey through the multifaceted world of commerce with "For Com LLB CA CS CMA COM MBA and Other Commerce Courses." This definitive guidebook is...