


# Guide to Boring Decking: Hone More

Boring decking can be a great way to add a touch of sophistication to your outdoor space. It can also be a great way to save money, as it is much cheaper than replacing your entire deck.



## Automotive Machining: A Guide to Boring, Decking, Honing & More by Mike Mavrigian

★★★★☆ 4.7 out of 5

Language : English

File size : 162165 KB

Text-to-Speech : Enabled

Screen Reader : Supported

Enhanced typesetting : Enabled

Print length : 176 pages



If you are thinking about boring your deck, there are a few things you need to know. First, you need to choose the right tools. A good quality boring machine is essential, as well as a sharp bit. You will also need a sander to smooth out the surface of the deck after you have bored it.

Once you have your tools, you need to prepare the deck for boring. This involves cleaning the deck and removing any dirt or debris. You should also make sure that the deck is level and stable.

Now you are ready to start boring. Start by making a small pilot hole in the center of each board. Then, use your boring machine to bore the holes to the desired depth.

Once you have bored all of the holes, it is time to sand the deck. This will help to smooth out the surface and remove any splinters.


Finally, you can apply a finish to the deck. This will help to protect the wood from the elements and give it a beautiful shine.

Boring decking can be a great way to add a touch of sophistication to your outdoor space. It can also be a great way to save money. With the right tools and a little bit of effort, you can easily bore your deck yourself.

### **Here are some tips for boring decking:**

\* Use a sharp bit. A dull bit will make it difficult to bore the holes and will result in a rough finish. \* Bore the holes to the correct depth. The depth of the holes will determine the thickness of the boards. \* Sand the deck after you have bored the holes. This will help to smooth out the surface and remove any splinters. \* Apply a finish to the deck. This will help to protect the wood from the elements and give it a beautiful shine.

**With these tips, you can easily bore your deck yourself and create a beautiful outdoor space that you will enjoy for years to come.**



### **Automotive Machining: A Guide to Boring, Decking, Honing & More** by Mike Mavrigian

★★★★☆ 4.7 out of 5

Language : English

File size : 162165 KB

Text-to-Speech : Enabled

Screen Reader : Supported

Enhanced typesetting : Enabled

Print length : 176 pages


FREE

DOWNLOAD E-BOOK



## Charles The Bold Illustrated: An Epic Journey Through Life, Love, and Legacy

Step into the captivating world of Charles the Bold, Duke of Burgundy, as renowned historian Robert Schlesinger presents a meticulously illustrated masterpiece that breathes...



## Unveiling the Ultimate Guidebook for Commerce Professionals: For Com LLB CA CS CMA COM MBA and Other Commerce Courses

Embark on a comprehensive journey through the multifaceted world of commerce with "For Com LLB CA CS CMA COM MBA and Other Commerce Courses." This definitive guidebook is...