


Phalaenopsis Care for Beginners: A Comprehensive Guide to Growing and Maintaining Healthy Orchids

Phalaenopsis orchids are one of the most popular types of orchids, and for good reason. They are relatively easy to care for, they bloom frequently, and they come in a wide variety of colors and sizes. If you're a beginner to orchid growing, Phalaenopsis orchids are a great place to start.

This comprehensive guide will provide you with all the information you need to grow and maintain healthy, blooming Phalaenopsis orchids. We'll cover everything from choosing the right orchid to watering, fertilizing, and repotting. We'll also provide tips on how to deal with common problems, such as pests and diseases.

When choosing a Phalaenopsis orchid, there are a few things you should keep in mind:



Phalaenopsis Care for Beginners: Everything You Need to Know About Moth Orchids Gardening, How to Water Phalaenopsis orchids, Orchid Fertilizing, Easy and Long-lasting Blooming, Re-potting, and more by Milky Green

★ ★ ★ ★ ☆ 4.2 out of 5

Language : English
File size : 8461 KB
Text-to-Speech : Enabled
Screen Reader : Supported
Enhanced typesetting : Enabled
Print length : 47 pages
Lending : Enabled



- **Size:** Phalaenopsis orchids come in a variety of sizes, from small plants that are only a few inches tall to large plants that can be over 2 feet tall. Choose a plant that is the right size for your space.
- **Color:** Phalaenopsis orchids come in a wide variety of colors, including white, pink, purple, and yellow. Choose a color that you like and that will complement your home décor.
- **Bloom time:** Phalaenopsis orchids bloom at different times of the year. If you want to enjoy blooms all year round, choose a variety that blooms at different times.

Once you've chosen an orchid, it's time to bring it home and get started with care.

One of the most important aspects of Phalaenopsis care is watering. Orchids do not like to be overwatered, so it's important to allow the potting mix to dry out slightly between waterings. The best way to water orchids is to use the "soak and dry" method. To do this, place the orchid in a sink or bathtub and fill it with lukewarm water until the potting mix is completely saturated. Allow the orchid to soak for 10-15 minutes, then drain the water and allow the potting mix to dry out slightly before returning the orchid to its pot.

Phalaenopsis orchids need to be fertilized regularly to ensure that they receive the nutrients they need to grow and bloom. Use a balanced orchid fertilizer and follow the instructions on the package. It's important not to overfertilize orchids, as this can damage the roots.


Phalaenopsis orchids should be repotted every 2-3 years. Repotting is necessary to provide the orchid with fresh potting mix and to prevent the roots from becoming pot-bound. To repot an orchid, remove it from its old pot and gently shake off the old potting mix. Inspect the roots and remove any dead or damaged roots. Place the orchid in a new pot that is slightly larger than the old pot and fill the pot with fresh potting mix. Water the orchid thoroughly and allow it to drain.

Phalaenopsis orchids are relatively low-maintenance plants, but they can be susceptible to a few common problems. These include:

- **Pests:** Pests such as aphids, mealybugs, and scale can infest orchids and cause damage to the leaves and flowers. To control pests, use a horticultural oil or insecticidal soap.
- **Diseases:** Diseases such as root rot, crown rot, and leaf spot can also affect orchids. To control diseases, use a fungicide.
- **Cultural problems:** Cultural problems such as overwatering, underwatering, or improper fertilization can also lead to problems with orchids. To avoid cultural problems, follow the care instructions in this guide.

With proper care, Phalaenopsis orchids can provide you with years of enjoyment. These beautiful plants are a great addition to any home and they make a wonderful gift.

Phalaenopsis Care for Beginners: Everything You Need to Know About Moth Orchids Gardening, How to Water Phalaenopsis orchids, Orchid Fertilizing, Easy and Long-lasting Blooming, Re-potting, and more by Milky Green




★★★★☆ 4.2 out of 5
Language : English
File size : 8461 KB
Text-to-Speech : Enabled
Screen Reader : Supported
Enhanced typesetting : Enabled
Print length : 47 pages
Lending : Enabled



Charles The Bold Illustrated: An Epic Journey Through Life, Love, and Legacy

Step into the captivating world of Charles the Bold, Duke of Burgundy, as renowned historian Robert Schlesinger presents a meticulously illustrated masterpiece that breathes...



Unveiling the Ultimate Guidebook for Commerce Professionals: For Com LLB CA CS CMA COM MBA and Other Commerce Courses

Embark on a comprehensive journey through the multifaceted world of commerce with "For Com LLB CA CS CMA COM MBA and Other Commerce Courses." This definitive guidebook is...